

How to hoopla on iOS

The hoopla digital mobile app can be found in the App Store on your iOS device. Search for "hoopla digital" to find and download the app. hoopla will run on iOS 9.3.5 and up. For the best results, it is recommended to use the latest versions of both the operating system and hoopla app.

Sign Up

Sign up with your library card (enter it without spaces) and create an account. Once your account is set up, you'll sign in with the email address and password you created.

Search & Borrow


Search for Audiobooks, eBooks, Comics, Music, Movies, and TV. Then borrow a title by clicking on the title's icon and clicking Borrow.

Enjoy

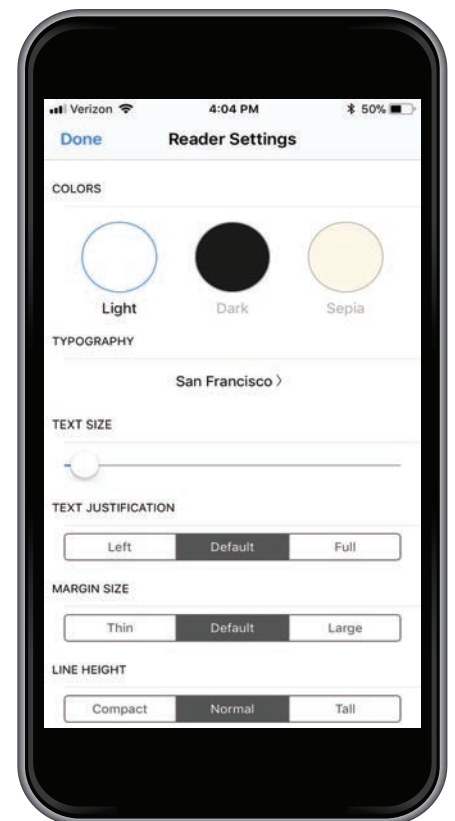
Stream the item or download it to your device to hear, read, or watch it. You'll need to download it if you plan on using your item without Wi-Fi.



After borrowing a title, to download content on to your iOS device, tap the "Download to your device" option (in blue text) right below the play button. Once it is fully downloaded, you can play the title without a Wi-Fi connection.



While playing the audiobook, be sure to expand the media player to gain access to all of the player controls. Tap the "1.0x" text under the volume slider to change the speed of the audio. By default, your book will play at 1.0x speed, but we also offer .75x, 1.25x, 1.5x, 1.75x, and 2.0x playback speeds.



While reading an eBook, if you want to adjust the text, formatting, or color of the page, click on "Aa" in the bottom left hand corner to access the Reader Settings menu. Once you have made your chosen adjustments, click "Done" to return to your title.

How to hoopla on iOS

The hoopla digital mobile app can be found in the App Store on your iOS device. Search for "hoopla digital" to find and download the app. hoopla will run on iOS 9.3.5 and up. For the best results, it is recommended to use the latest versions of both the operating system and hoopla app.

Sign Up

Sign up with your library card (enter it without spaces) and create an account. Once your account is set up, you'll sign in with the email address and password you created.

Search & Borrow


Search for Audiobooks, eBooks, Comics, Music, Movies, and TV. Then borrow a title by clicking on the title's icon and clicking Borrow.

Enjoy

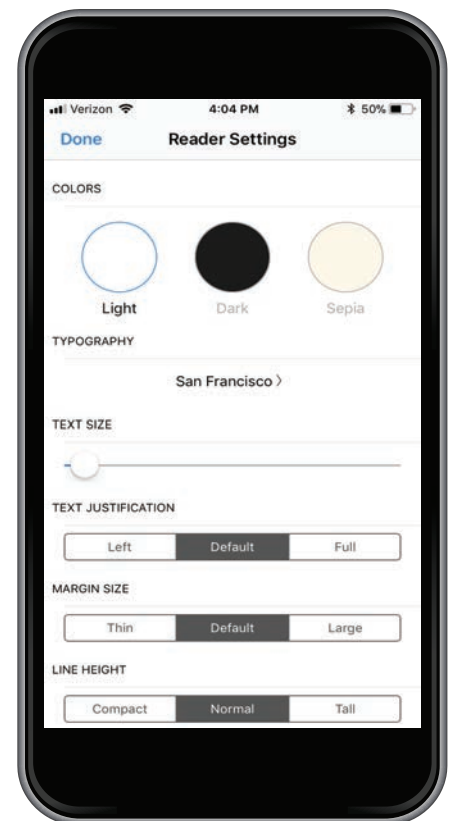
Stream the item or download it to your device to hear, read, or watch it. You'll need to download it if you plan on using your item without Wi-Fi.



After borrowing a title, to download content on to your iOS device, tap the "Download to your device" option (in blue text) right below the play button. Once it is fully downloaded, you can play the title without a Wi-Fi connection.



While playing the audiobook, be sure to expand the media player to gain access to all of the player controls. Tap the "1.0x" text under the volume slider to change the speed of the audio. By default, your book will play at 1.0x speed, but we also offer .75x, 1.25x, 1.5x, 1.75x, and 2.0x playback speeds.



While reading an eBook, if you want to adjust the text, formatting, or color of the page, click on "Aa" in the bottom left hand corner to access the Reader Settings menu. Once you have made your chosen adjustments, click "Done" to return to your title.